

Parish of Cockfield
Babergh District – North Cosford
Village Growth & Development Survey
Report

Cockfield Parish Council –
November 2014

Index

1.0 Introduction

2.0 Conclusion

3.0 Consolidation of completed responses

Appendix – A Survey Questionnaire

1.0 Introduction

Introduction

In June 2014 Cockfield Parish Council conducted a survey of all households in the Parish, to canvass the opinion of residents regarding growth and development over the period to 2031. This was prompted by the recent adoption of the Babergh District Council Core Strategy for the same period.

The survey was delivered to every household in the Parish. The completed forms achieved a response rate of 59.5%. Clive Arthey the Parishes Babergh District Local Councillor, has advised that this represents a good level of return based on similar surveys in other Parishes.

The questionnaire invited respondents to make their views known by indicating their level of agreement to a number of statements.

The issues covered were the future size of the village, the distribution of development, the type of resident to be catered for, the preferred type of housing and the desirability of commercial development

Respondents were also invited to add their own comments to the survey

2.0 Conclusion

Cockfield Planning & Development Survey –Conclusion

Conclusion

The overall consensus is that the village should grow larger with the majority of respondents believing that 50-100 new properties would be the appropriate level of development over a 20 year period.

Opinion was very much against the village growing much larger with resistance to any development in excess of 100 properties.

A small minority believed that the village should stay the same size as now, but, the results, combined with the additional comments from residents, indicate an overall understanding of the need for moderate and controlled growth if we are to maintain the current facilities available in the village.

There is strong agreement that development should commence within the next 5 years

There is a preference for development to be close to existing built up area boundaries but with a stronger preference for that development to be spread around the village rather than concentrated on large sites.

Additional comments indicate some concerns with the provision of public transport in some areas of the village and this could probably be a consideration when identifying likely development sites

The need to provide housing for young families and the elderly are identified as priorities with an emphatic preference for 3 bedroom houses and 2 bedroom houses or bungalows. Opinion on 4 bedroom houses is not strong, whilst there is little enthusiasm for flats. There is a perceived need for rental accommodation

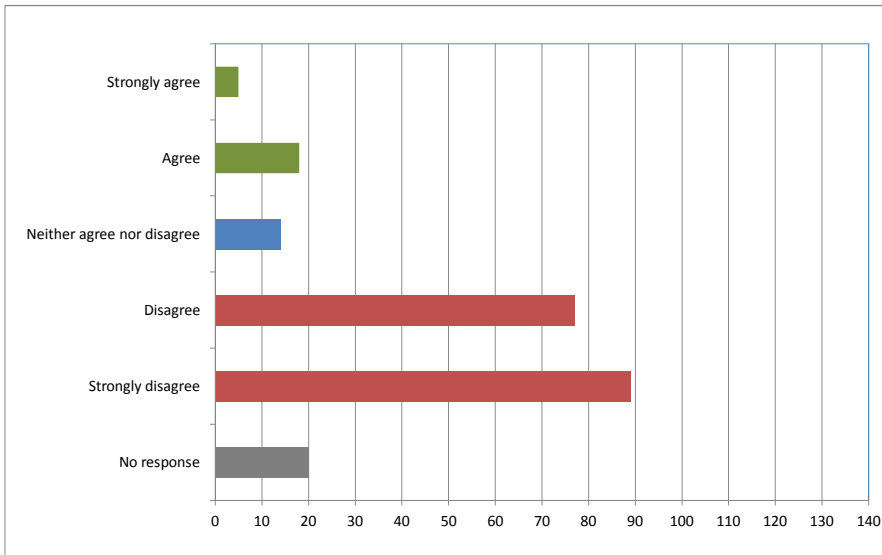
There is general agreement that recreational and sporting facilities together with some environmental features should be provided. Business and employment opportunities were also acknowledged as needed to maintain the community with support for the development of small offices and light industry

The results of the survey give rise to a vision, supported by the majority of respondents, of a future thriving community in Cockfield based upon a realistic appraisal of what is required to maintain such a community and protect us from the type of rural decline which could result from a non pro-active approach to growth and development

3.0 Consolidation of responses

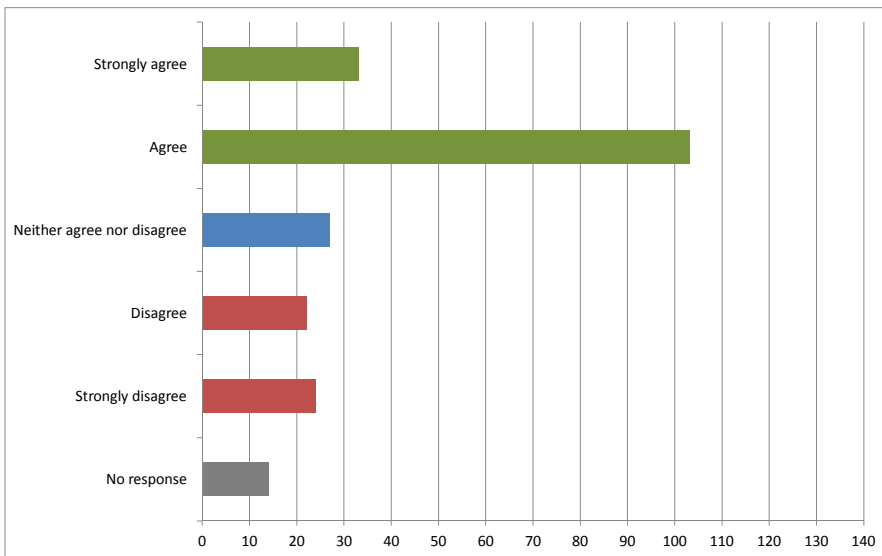
Question 1.1: Cockfield should grow much larger

| Strongly agree | Agree | Neither agree nor disagree | Disagree | Strongly disagree | No response |
|----------------|-------|----------------------------|----------|-------------------|-------------|
| 5 | 18 | 14 | 77 | 89 | 20 |
| 2% | 8% | 6% | 35% | 40% | 9% |



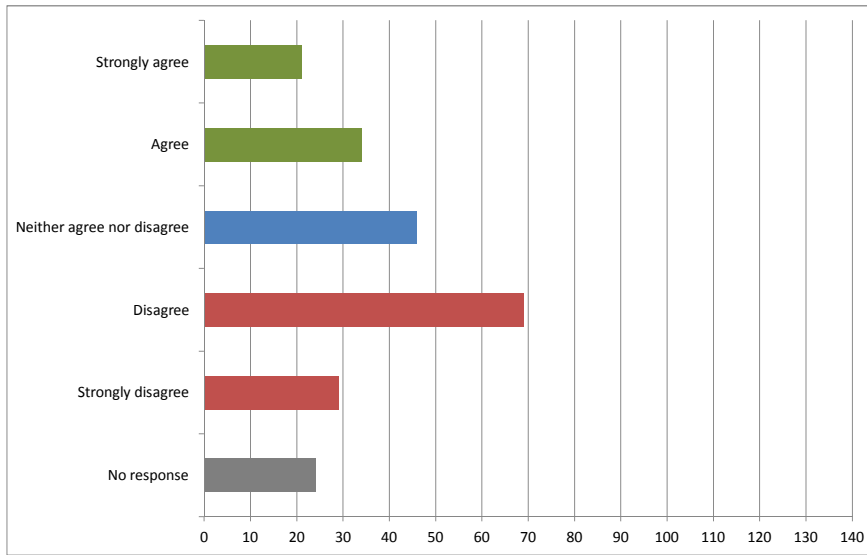
Question 1.2: Cockfield should grow slightly larger

| Strongly agree | Agree | Neither agree nor disagree | Disagree | Strongly disagree | No response |
|----------------|-------|----------------------------|----------|-------------------|-------------|
| 33 | 103 | 27 | 22 | 24 | 14 |
| 15% | 46% | 12% | 10% | 11% | 6% |



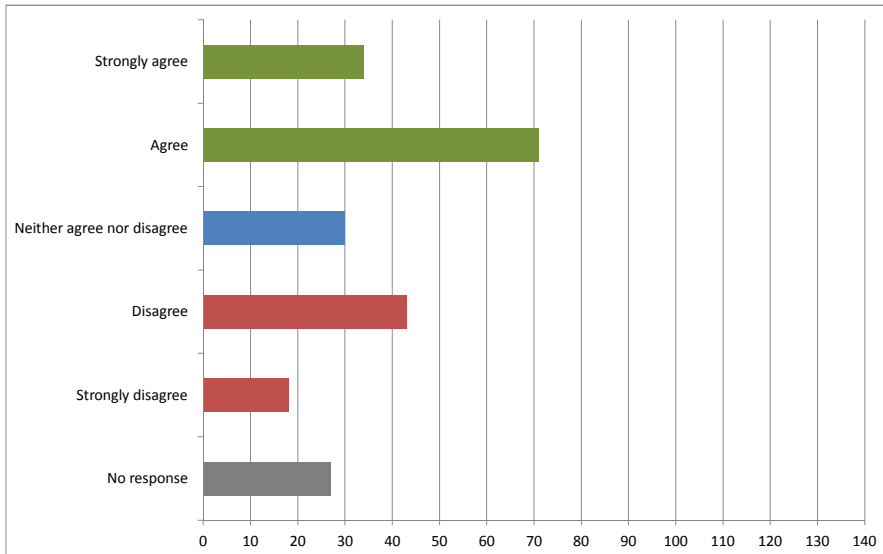
Question 1.3: Cockfield should stay the same size as it is now

| Strongly agree | Agree | Neither agree nor disagree | Disagree | Strongly disagree | No response |
|----------------|-------|----------------------------|----------|-------------------|-------------|
| 21 | 34 | 46 | 69 | 29 | 24 |
| 9% | 15% | 21% | 31% | 13% | 11% |



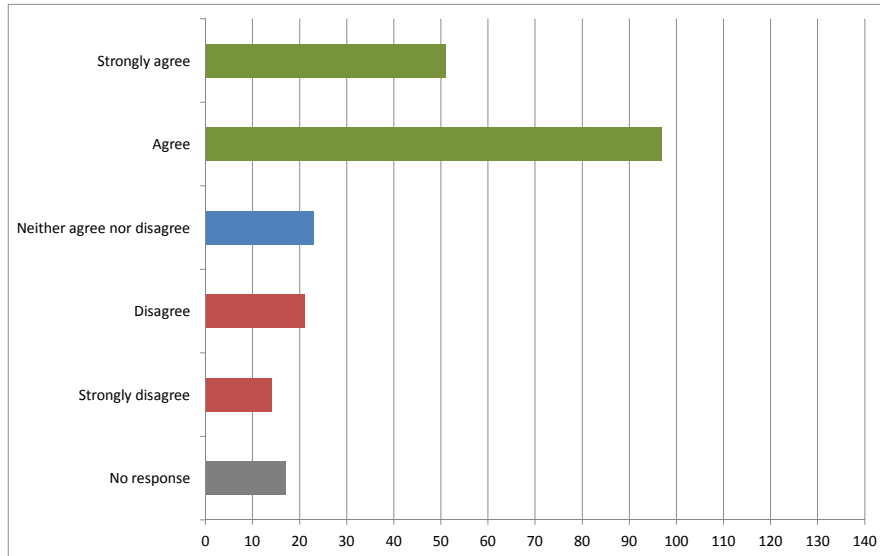
Question 1.4: Development should be close to the existing built up area boundaries

| Strongly agree | Agree | Neither agree nor disagree | Disagree | Strongly disagree | No response |
|----------------|-------|----------------------------|----------|-------------------|-------------|
| 34 | 71 | 30 | 43 | 18 | 27 |
| 15% | 32% | 13% | 19% | 8% | 12% |



Question 1.5: Development should be spread around the village rather than concentrated on large sites

| Strongly agree | Agree | Neither agree nor disagree | Disagree | Strongly disagree | No response |
|----------------|-------|----------------------------|----------|-------------------|-------------|
| 51 | 97 | 23 | 21 | 14 | 17 |
| 23% | 43% | 10% | 9% | 6% | 8% |



| | Strongly agree | Agree | Neither agree nor disagree | Disagree | Strongly disagree | No response | Opinion strength rating | Rating |
|--------------------------|----------------|-------|----------------------------|----------|-------------------|-------------|-------------------------|--------|
| Much larger | 5 | 18 | 14 | 77 | 89 | 20 | -227 | 1.88 |
| Slightly larger | 33 | 103 | 27 | 22 | 24 | 14 | 99 | 3.47 |
| Stay the same | 21 | 34 | 46 | 69 | 29 | 24 | -51 | 2.74 |
| Near existing boundaries | 34 | 71 | 30 | 43 | 18 | 27 | 60 | 3.31 |
| Spread around village | 51 | 97 | 23 | 21 | 14 | 17 | 150 | 3.73 |

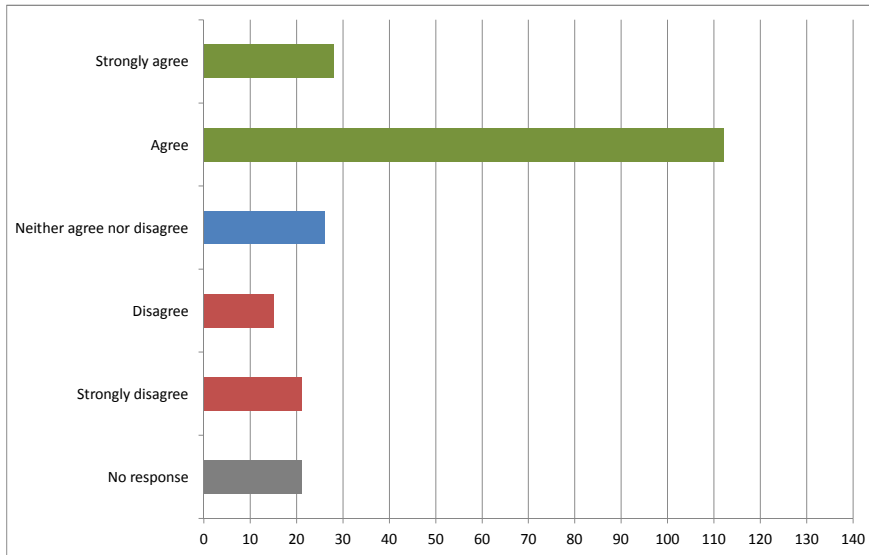
Opinion strength Rating

Aggregate of 'strongly agree' x 2, plus 'agree' minus 'disagree' minus 'strongly disagree' x 2
 Adds a factor of 5 to 'strongly agree' reducing to 1 for 'strongly disagree' divided by the total number of responses in each category (ignoring 'no preference')

Question 2.1: How many new properties should be built in Cockfield over the next 20 years to maintain village facilities?

50-100

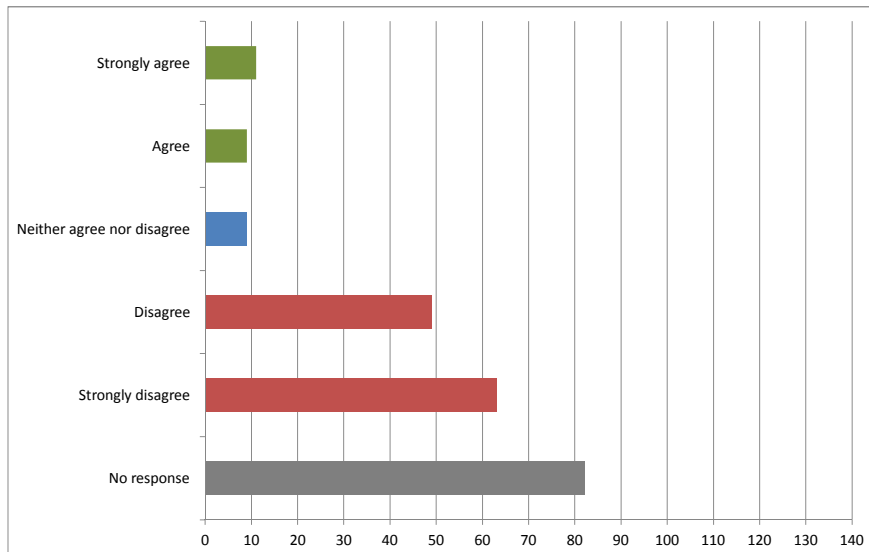
| Strongly agree | Agree | Neither agree nor disagree | Disagree | Strongly disagree | No response |
|----------------|-------|----------------------------|----------|-------------------|-------------|
| 28 | 112 | 26 | 15 | 21 | 21 |
| 13% | 50% | 12% | 7% | 9% | 9% |



Question 2.1: How many new properties should be built in Cockfield over the next 20 years to maintain village facilities?

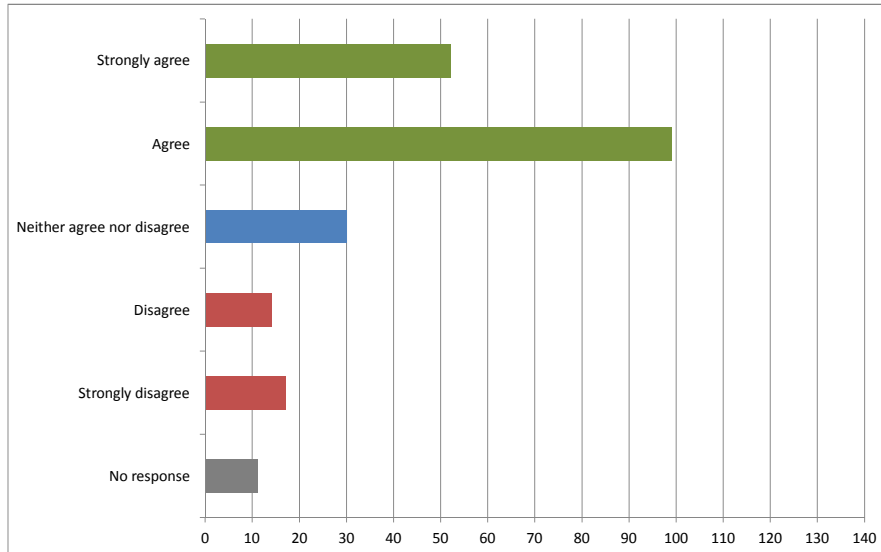
100-150

| Strongly agree | Agree | Neither agree nor disagree | Disagree | Strongly disagree | No response |
|----------------|-------|----------------------------|----------|-------------------|-------------|
| 11 | 9 | 9 | 49 | 63 | 82 |
| 5% | 4% | 4% | 22% | 28% | 37% |



Question 2.2: Should some houses be built within the next five years to protect village facilities?

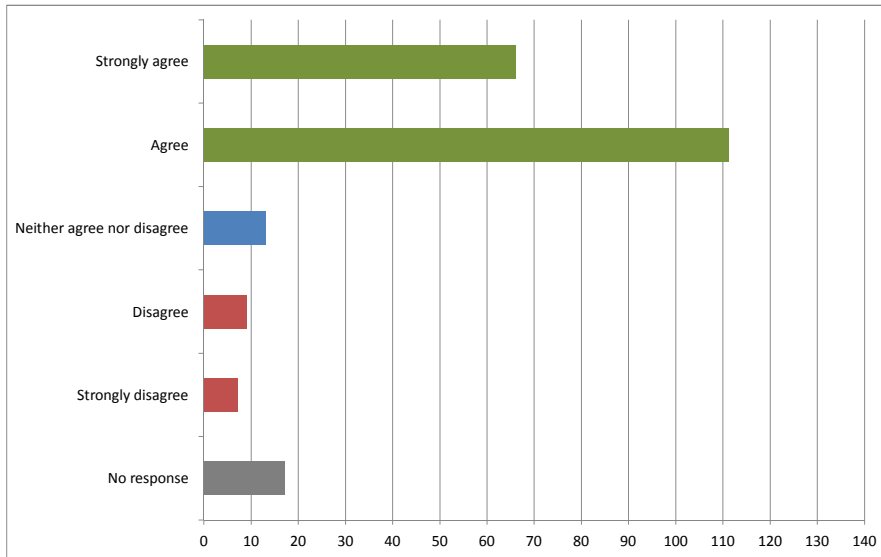
| Strongly agree | Agree | Neither agree nor disagree | Disagree | Strongly disagree | No response |
|----------------|-------|----------------------------|----------|-------------------|-------------|
| 52 | 99 | 30 | 14 | 17 | 11 |
| 23% | 44% | 13% | 6% | 8% | 5% |



| | Strongly agree | Agree | Neither agree nor disagree | Disagree | Strongly disagree | No response | Opinion strength rating | Rating |
|-----------------------|----------------|-------|----------------------------|----------|-------------------|-------------|-------------------------|--------|
| 50-100 houses | 28 | 112 | 26 | 15 | 21 | 21 | 111 | 3.55 |
| 100-150 houses | 11 | 9 | 9 | 49 | 63 | 82 | -144 | 1.98 |
| Build in next 5 years | 52 | 99 | 30 | 14 | 17 | 11 | 155 | 3.73 |

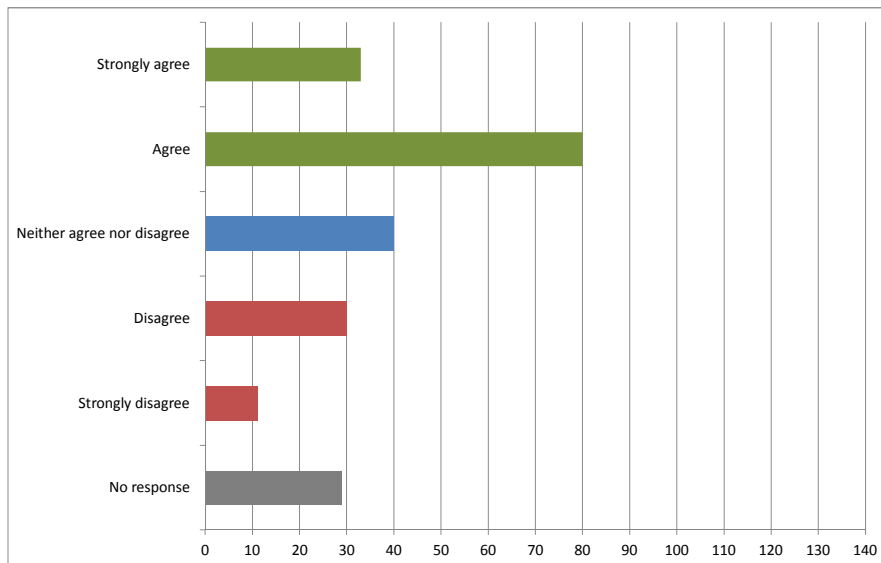
Question 3.1: Housing should be made available for young families

| Strongly agree | Agree | Neither agree nor disagree | Disagree | Strongly disagree | No response |
|----------------|-------|----------------------------|----------|-------------------|-------------|
| 66 | 111 | 13 | 9 | 7 | 17 |
| 30% | 50% | 6% | 4% | 3% | 8% |



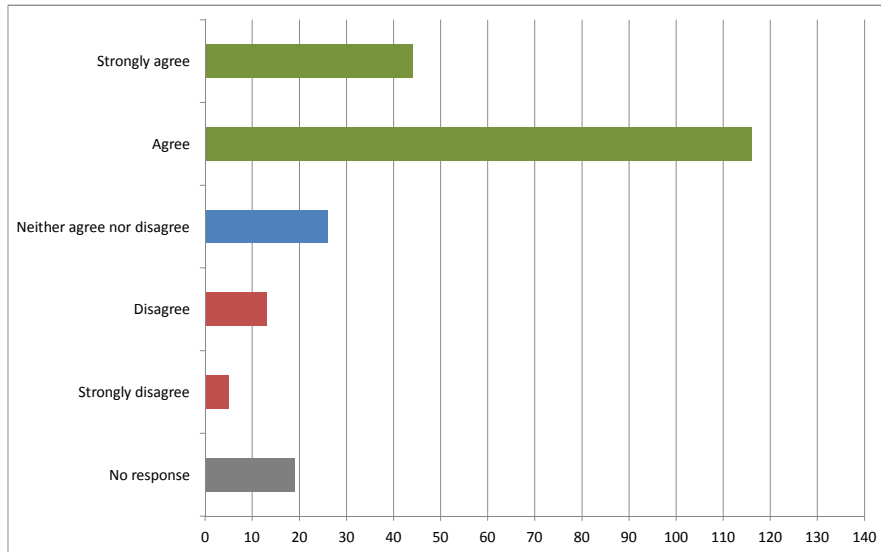
Question 3.1: Housing should be made available for single persons

| Strongly agree | Agree | Neither agree nor disagree | Disagree | Strongly disagree | No response |
|----------------|-------|----------------------------|----------|-------------------|-------------|
| 33 | 80 | 40 | 30 | 11 | 29 |
| 15% | 36% | 18% | 13% | 5% | 13% |



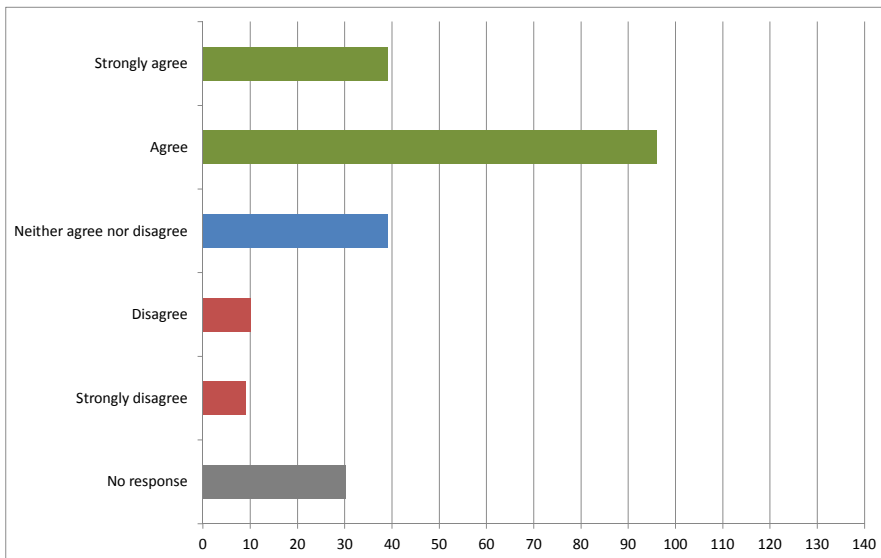
Question 3.1: Housing should be made available for the elderly

| Strongly agree | Agree | Neither agree nor disagree | Disagree | Strongly disagree | No response |
|----------------|-------|----------------------------|----------|-------------------|-------------|
| 44 | 116 | 26 | 13 | 5 | 19 |
| 20% | 52% | 12% | 6% | 2% | 9% |



Question 3.1: Housing should be made available for the disabled

| Strongly agree | Agree | Neither agree nor disagree | Disagree | Strongly disagree | No response |
|----------------|-------|----------------------------|----------|-------------------|-------------|
| 39 | 96 | 39 | 10 | 9 | 30 |
| 17% | 43% | 17% | 4% | 4% | 13% |

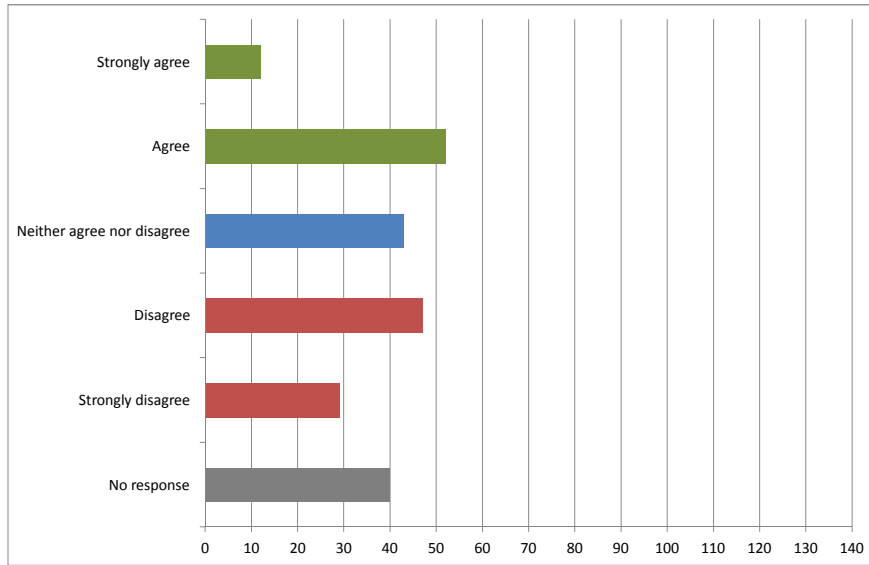


| | Strongly agree | Agree | Neither agree nor disagree | Disagree | Strongly disagree | No response | Opinion strength rating | Rating |
|----------------|----------------|-------|----------------------------|----------|-------------------|-------------|-------------------------|--------|
| Young families | 66 | 111 | 13 | 9 | 7 | 17 | 220 | 4.07 |
| Single persons | 33 | 80 | 40 | 30 | 11 | 29 | 94 | 3.48 |
| Elderly | 44 | 116 | 26 | 13 | 5 | 19 | 181 | 3.89 |
| Disabled | 39 | 96 | 39 | 10 | 9 | 30 | 146 | 3.76 |

Question 3.2: What type or mix of residential development should there be within Cockfield over the next 20 years?

4+ Bedroom houses

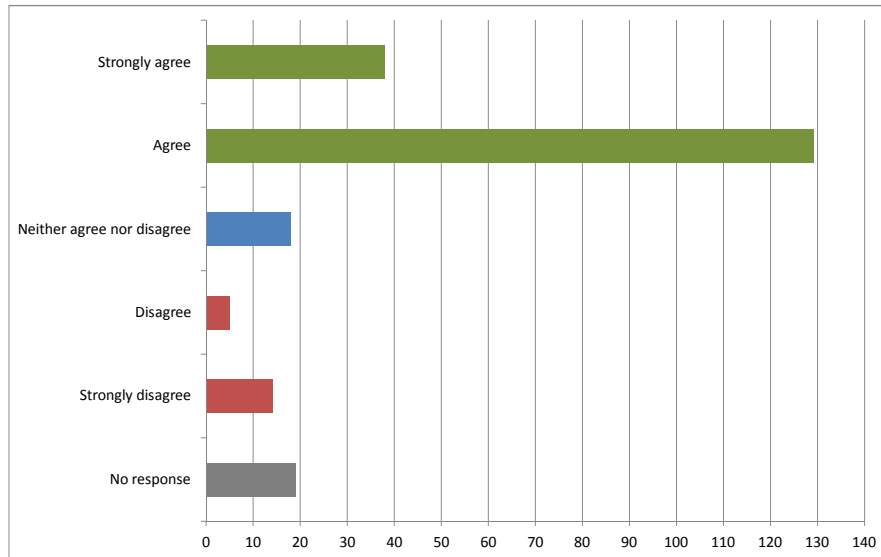
| Strongly agree | Agree | Neither agree nor disagree | Disagree | Strongly disagree | No response |
|----------------|-------|----------------------------|----------|-------------------|-------------|
| 12 | 52 | 43 | 47 | 29 | 40 |
| 5% | 23% | 19% | 21% | 13% | 18% |



Question 3.2: What type or mix of residential development should there be within Cockfield over the next 20 years?

3 bedroom houses

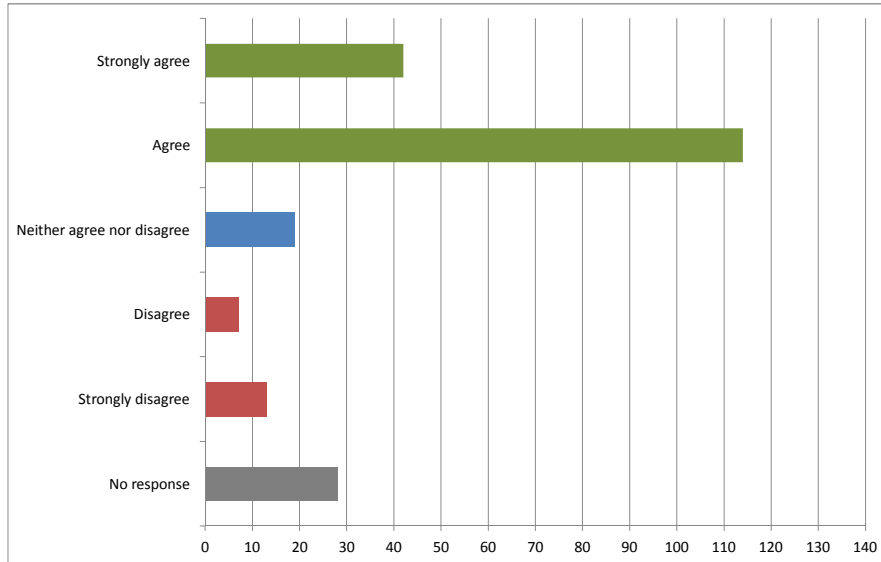
| Strongly agree | Agree | Neither agree nor disagree | Disagree | Strongly disagree | No response |
|----------------|-------|----------------------------|----------|-------------------|-------------|
| 38 | 129 | 18 | 5 | 14 | 19 |
| 17% | 58% | 8% | 2% | 6% | 9% |



Question 3.2: What type or mix of residential development should there be within Cockfield over the next 20 years?

2 bedroom houses

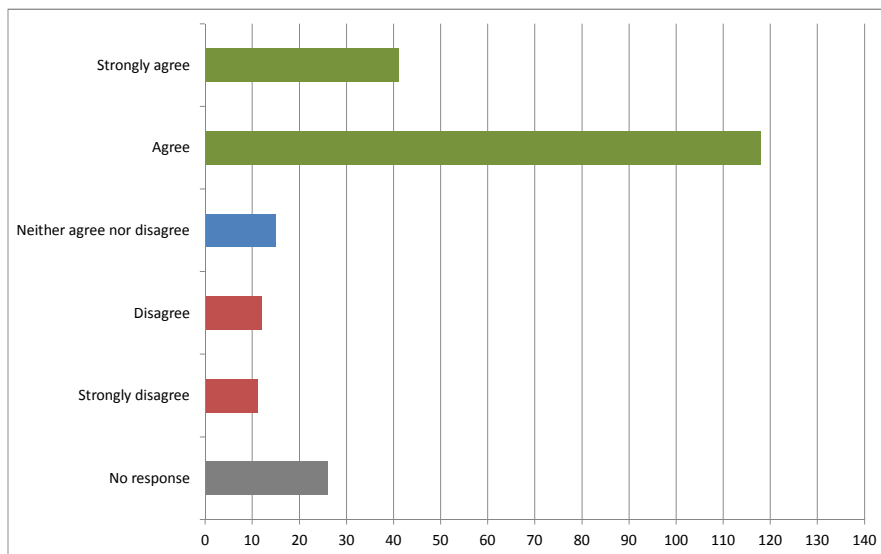
| Strongly agree | Agree | Neither agree nor disagree | Disagree | Strongly disagree | No response |
|----------------|-------|----------------------------|----------|-------------------|-------------|
| 42 | 114 | 19 | 7 | 13 | 28 |
| 19% | 51% | 9% | 3% | 6% | 13% |



Question 3.2: What type or mix of residential development should there be within Cockfield over the next 20 years?

2 bedroom bungalows

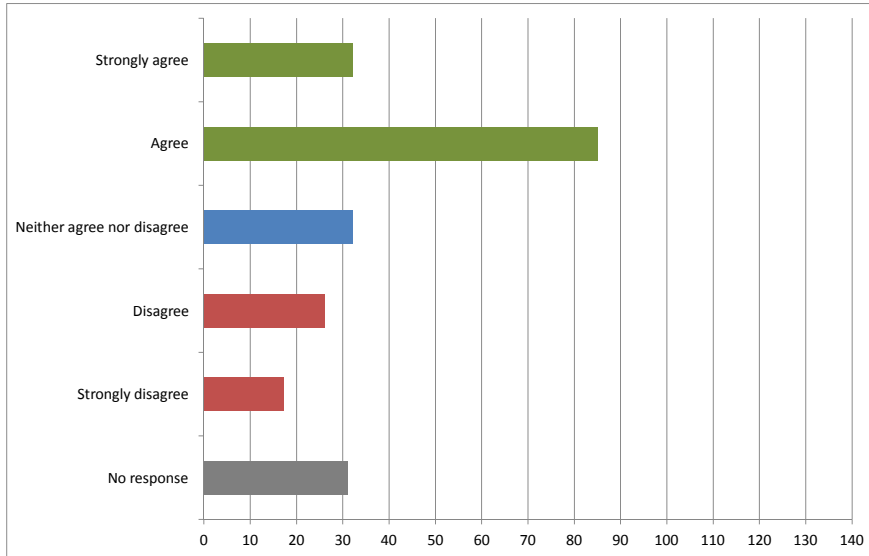
| Strongly agree | Agree | Neither agree nor disagree | Disagree | Strongly disagree | No response |
|----------------|-------|----------------------------|----------|-------------------|-------------|
| 41 | 118 | 15 | 12 | 11 | 26 |
| 18% | 53% | 7% | 5% | 5% | 12% |



Question 3.2: What type or mix of residential development should there be within Cockfield over the next 20 years?

1 bedroom bungalows

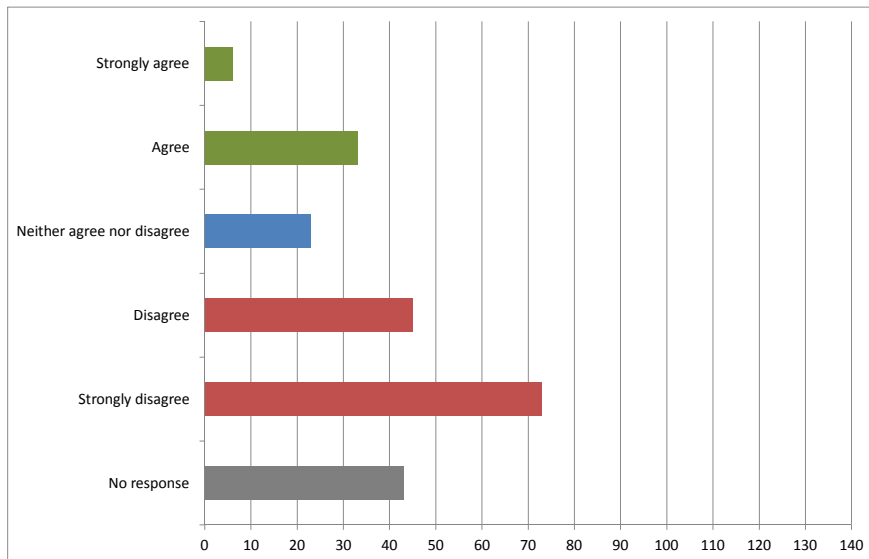
| Strongly agree | Agree | Neither agree nor disagree | Disagree | Strongly disagree | No response |
|----------------|-------|----------------------------|----------|-------------------|-------------|
| 32 | 85 | 32 | 26 | 17 | 31 |
| 14% | 38% | 14% | 12% | 8% | 14% |



Question 3.2: What type or mix of residential development should there be within Cockfield over the next 20 years?

Flats

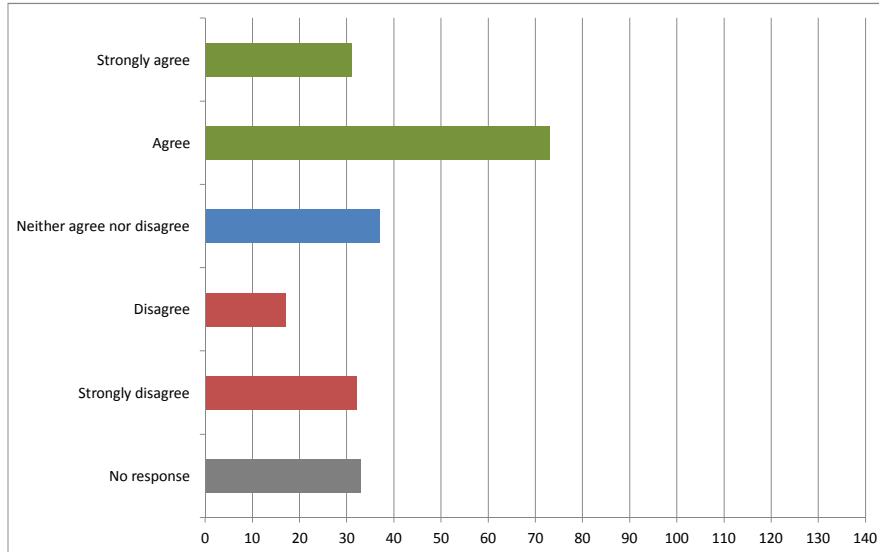
| Strongly agree | Agree | Neither agree nor disagree | Disagree | Strongly disagree | No response |
|----------------|-------|----------------------------|----------|-------------------|-------------|
| 6 | 33 | 23 | 45 | 73 | 43 |
| 3% | 15% | 10% | 20% | 33% | 19% |



Question 3.2: What type or mix of residential development should there be within Cockfield over the next 20 years?

Rental properties

| Strongly agree | Agree | Neither agree nor disagree | Disagree | Strongly disagree | No response |
|----------------|-------|----------------------------|----------|-------------------|-------------|
| 31 | 73 | 37 | 17 | 32 | 33 |
| 14% | 33% | 17% | 8% | 14% | 15% |

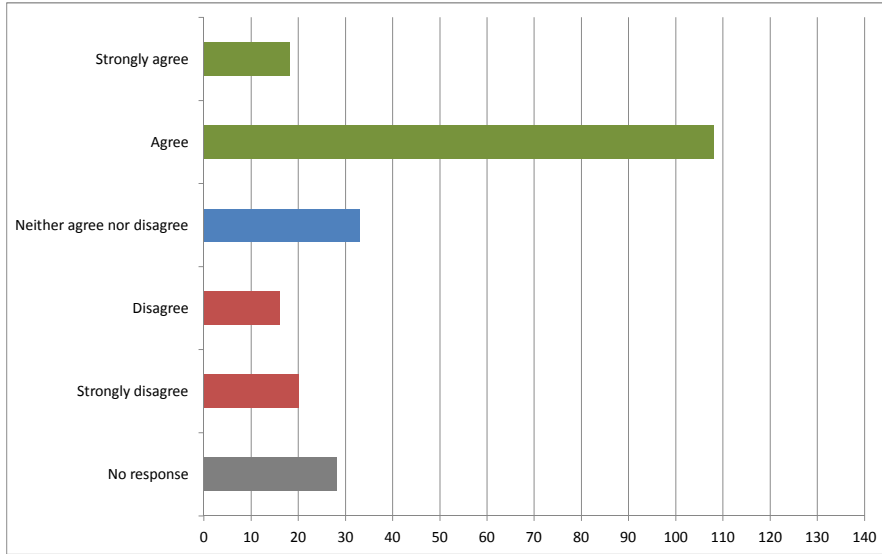


| | Strongly agree | Agree | Neither agree nor disagree | Disagree | Strongly disagree | No response | Opinion strength rating | Rating |
|---------------------|----------------|-------|----------------------------|----------|-------------------|-------------|-------------------------|--------|
| 4+ bedroom houses | 12 | 52 | 43 | 47 | 29 | 40 | -29 | 2.84 |
| 3 bedroom houses | 38 | 129 | 18 | 5 | 14 | 19 | 172 | 3.84 |
| 2 bedroom houses | 42 | 114 | 19 | 7 | 13 | 28 | 165 | 3.85 |
| 2 bedroom bungalows | 41 | 118 | 15 | 12 | 11 | 26 | 166 | 3.84 |
| 1 bedroom bungalows | 32 | 85 | 32 | 26 | 17 | 31 | 89 | 3.46 |
| Flats | 6 | 33 | 23 | 45 | 73 | 43 | -146 | 2.19 |
| Rental properties | 31 | 73 | 37 | 17 | 32 | 33 | 54 | 3.28 |

Question 4: For local employment opportunities which commercial development would you like to see in Cockfield over the next 20 years?

Small offices

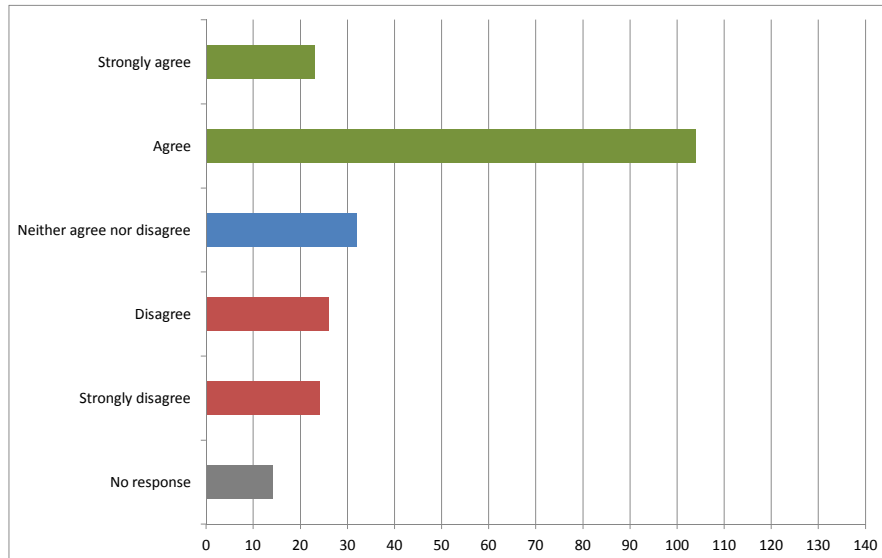
| Strongly agree | Agree | Neither agree nor disagree | Disagree | Strongly disagree | No response |
|----------------|-------|----------------------------|----------|-------------------|-------------|
| 18 | 108 | 33 | 16 | 20 | 28 |
| 8% | 48% | 15% | 7% | 9% | 13% |



Question 4: For local employment opportunities which commercial development would you like to see in Cockfield over the next 20 years?

Light industry

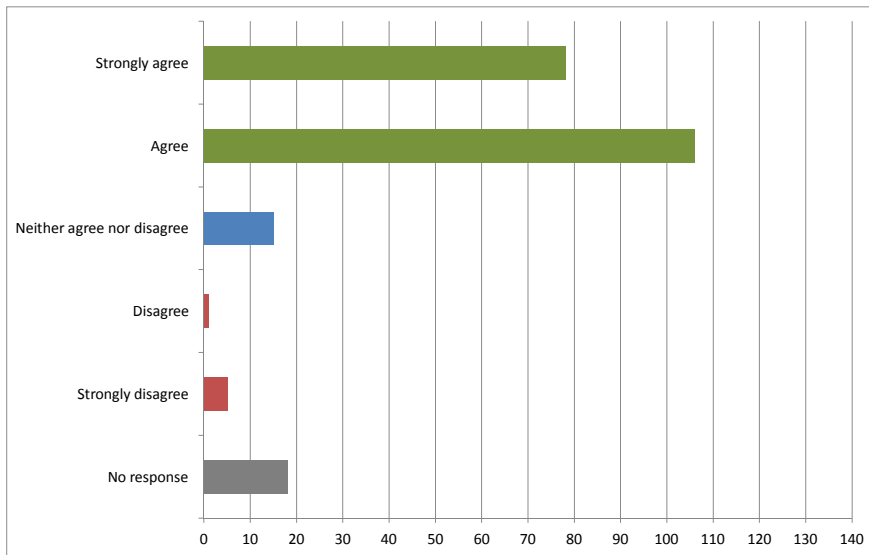
| Strongly agree | Agree | Neither agree nor disagree | Disagree | Strongly disagree | No response |
|----------------|-------|----------------------------|----------|-------------------|-------------|
| 23 | 104 | 32 | 26 | 24 | 14 |
| 10% | 47% | 14% | 12% | 11% | 6% |



Question 5: Local facilities are essential to maintaining the community

Recreational/sporting facilities

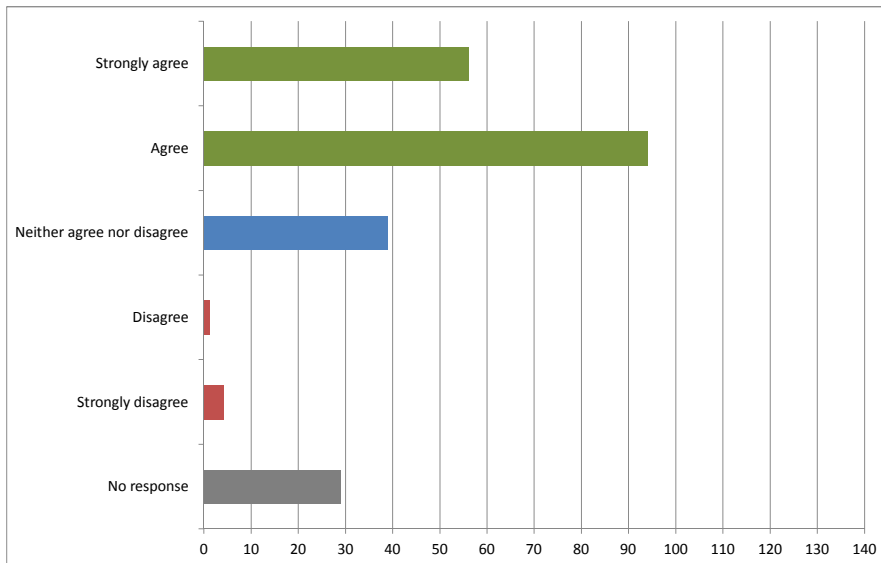
| Strongly agree | Agree | Neither agree nor disagree | Disagree | Strongly disagree | No response |
|----------------|-------|----------------------------|----------|-------------------|-------------|
| 78 | 106 | 15 | 1 | 5 | 18 |
| 35% | 48% | 7% | 0% | 2% | 8% |



Question 5: Local facilities are essential to maintaining the community

Environmental/ecological provision

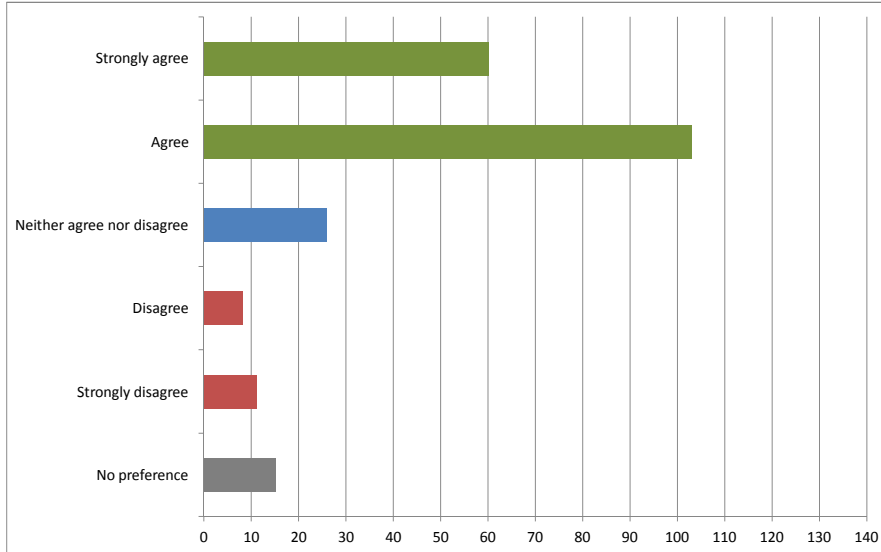
| Strongly agree | Agree | Neither agree nor disagree | Disagree | Strongly disagree | No response |
|----------------|-------|----------------------------|----------|-------------------|-------------|
| 56 | 94 | 39 | 1 | 4 | 29 |
| 25% | 42% | 17% | 0% | 2% | 13% |



Question 5: Local facilities are essential to maintaining the community

Local businesses/employment opportunities

| Strongly agree | Agree | Neither agree nor disagree | Disagree | Strongly disagree | No preference |
|----------------|-------|----------------------------|----------|-------------------|---------------|
| 60 | 103 | 26 | 8 | 11 | 15 |
| 27% | 46% | 12% | 4% | 5% | 7% |



| | Strongly agree | Agree | Neither agree nor disagree | Disagree | Strongly disagree | No response | Opinion strength rating | Rating |
|----------------------------|----------------|-------|----------------------------|----------|-------------------|-------------|-------------------------|--------|
| Small offices | 18 | 108 | 33 | 16 | 20 | 28 | 88 | 3.45 |
| Light industry | 23 | 104 | 32 | 26 | 24 | 14 | 76 | 3.36 |
| Recreational / sporting | 78 | 106 | 15 | 1 | 5 | 18 | 251 | 4.22 |
| Environmental / ecological | 56 | 94 | 39 | 1 | 4 | 29 | 197 | 4.02 |
| Business / employment | 60 | 103 | 26 | 8 | 11 | 15 | 193 | 3.93 |

Appendix – A Survey Questionnaire

Cockfield Planning and Development Survey



**Cockfield Parish Council
June 2014**

Dear Resident of Cockfield,

Babergh District Council have recently adopted the "Core Strategy" (Part 1 of the new Local Plan) providing a high-level, strategic plan for the whole Babergh area for 20 years from 2011-2031.

The Core Strategy now makes provision for up to approximately 40% of district housing demand to be met from Core and hinterland villages.

Within the Strategy Cockfield has been classified as a 'Hinterland Village' which therefore, may be appropriate for future development.

As part of the consultation process Cockfield Parish Council along with others in the district have already attended meetings and workshops with Babergh.

We live in a premium location and do have a good range of existing facilities;

Primary School, Shop / Post Office, Garage / Filling Station , Village Hall, Two Pubs, Two places of worship Toddler Group, Pre-School, alongside many other thriving businesses.

In order to protect and maintain these we believe that there should be some modest and controlled growth.

It is very important that the Parish Council is able to respond to any proposals or future planning applications that are made in accordance with the Strategy. To do this we need to understand the views of the households as this forms an important part in our dialogue with the Authority and sets out our aspirations and our ability to influence such proposals.

The main factors considered in making decisions on future growth are those that maintain and promote "sustainable" communities and are need based. Together with the elements outlined in Babergh Policy CS11: "Strategy for Development for Core and Hinterland Villages", where these are summarised as follows:-

- Locally identified community needs
- Locally identified need – housing and employment and specific local needs such as affordable housing
- Site location and sequential approach to site selection
- The landscape, environmental and heritage characteristics of the village
- The locational context of the village and the proposed development (particularly with consideration of Areas of Outstanding Natural Beauty, Conservations Areas and heritage assets)
- The cumulative effect of development

This short questionnaire has been distributed to all households in Cockfield and your response will help the Parish Council to engage with Babergh District Council, and to determine how Cockfield will develop over the next 5-20 years. Your response is very important and we request that you take time to make your opinions known.

The completed response forms will be collected by a representative of the Parish Council within two weeks of delivery of the questionnaire.

If you have any questions or require further information please contact Alan Morgan (Parish Clerk) 01284 828072

If necessary copies of the survey form can also be obtained from the Parish Clerk

Derek Southgate
Chairman Cockfield Parish Council

Note that the full Adopted Core Strategy document can be downloaded from the Babergh web site (pdf 167 pages);

<http://www.babergh.gov.uk/assets/Uploads-BDC/Economy/Strategic-Planning-Policy/LDF/CoreStrategy/CS-Final/CoreStrategyAdopted2014.pdf>

Questionnaire - Can you please indicate your views to each question by placing an "x" in a single box below

| | | | | | |
|---|----------------|-------|---------------------------|----------|-------------------|
| 1.1) - Cockfield should grow much larger | Strongly Agree | Agree | Neither Agree or Disagree | Disagree | Strongly Disagree |
| | | | | | |
| 1.2) - Cockfield should grow slightly larger | Strongly Agree | Agree | Neither Agree or Disagree | Disagree | Strongly Disagree |
| | | | | | |
| 1.3) - Cockfield should stay the same size as it is now | Strongly Agree | Agree | Neither Agree or Disagree | Disagree | Strongly Disagree |
| | | | | | |
| 1.4) - Development should be close to the existing built up area boundaries – (See appendix maps for current built up area planning boundaries) | Strongly Agree | Agree | Neither Agree or Disagree | Disagree | Strongly Disagree |
| | | | | | |
| 1.5) - Development should be spread around the village rather than concentrated on large sites | Strongly Agree | Agree | Neither Agree or Disagree | Disagree | Strongly Disagree |
| | | | | | |

| | | | | | |
|--|----------------|-------|---------------------------|----------|-------------------|
| 2.1) - How many new properties should be built in Cockfield over the next <u>20 years</u> to maintain village facilities | Strongly Agree | Agree | Neither Agree or Disagree | Disagree | Strongly Disagree |
| 50-100 | | | | | |
| 100 -150 | | | | | |
| 2.2) - Should some houses be built within the next five years to protect the village facilities | Strongly Agree | Agree | Neither Agree or Disagree | Disagree | Strongly Disagree |
| | | | | | |

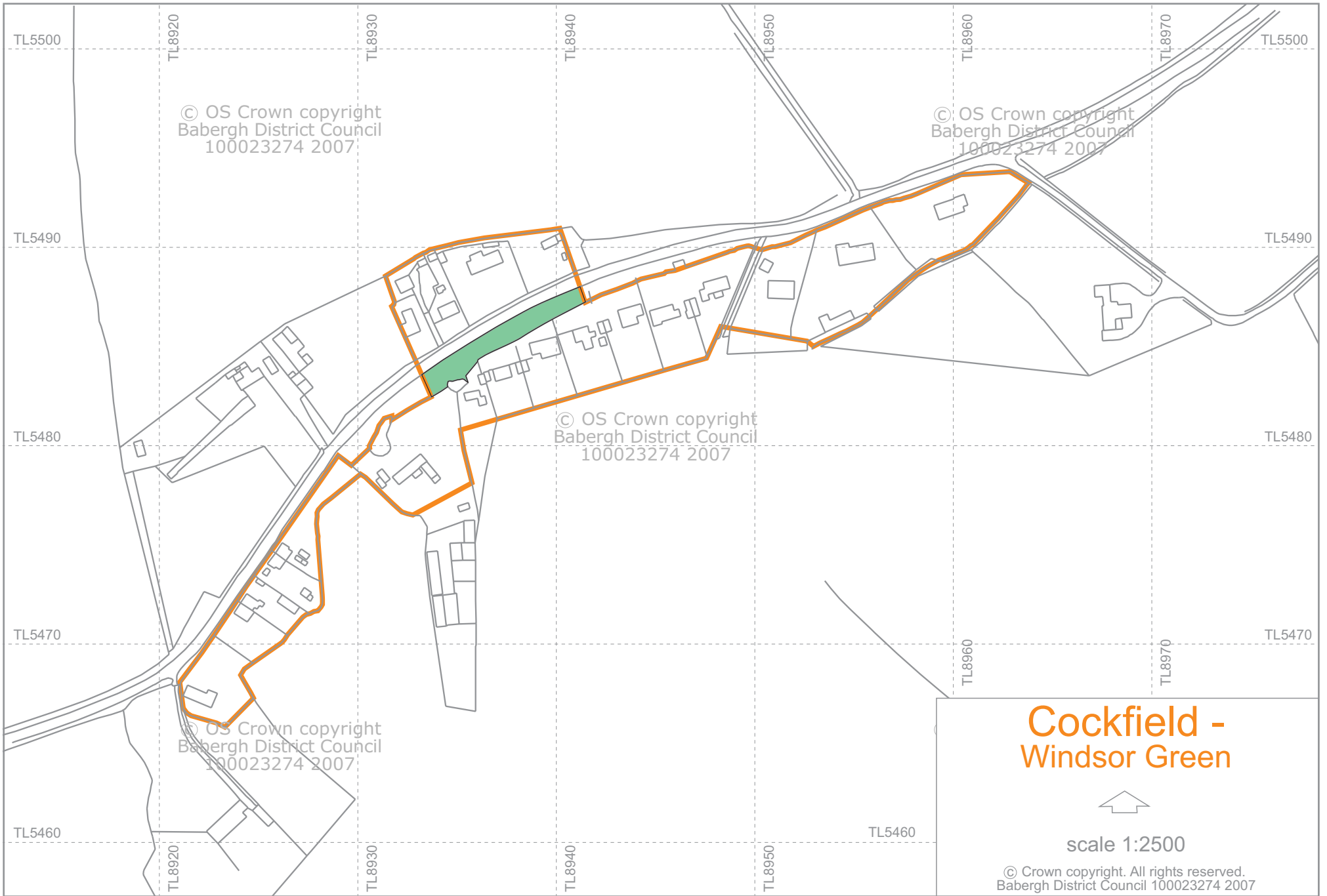
| 3.1) - Housing should be made available for; | Strongly Agree | Agree | Neither Agree or Disagree | Disagree | Strongly Disagree |
|--|-----------------------|--------------|----------------------------------|-----------------|--------------------------|
| Young families | | | | | |
| Single persons | | | | | |
| Elderly | | | | | |
| Disabled | | | | | |
| 3.2) - What type or mix of new residential development should there be within Cockfield over the next 20 years? | Strongly Agree | Agree | Neither Agree or Disagree | Disagree | Strongly Disagree |
| 4+ bedroom houses | | | | | |
| 3 bedroom houses | | | | | |
| 2 bedroom houses | | | | | |
| 2 bedroom bungalows | | | | | |
| 1 bedroom bungalows | | | | | |
| Flats | | | | | |
| Rental properties | | | | | |

| 4) - For local employment opportunities, which commercial development would you like to see within Cockfield over the next 20 years? | Strongly Agree | Agree | Neither Agree or Disagree | Disagree | Strongly Disagree |
|---|-----------------------|--------------|----------------------------------|-----------------|--------------------------|
| Small offices | | | | | |
| Light industry | | | | | |

| 5) - Local facilities are essential to maintaining the community | Strongly Agree | Agree | Neither Agree or Disagree | Disagree | Strongly Disagree |
|--|----------------|-------|---------------------------|----------|-------------------|
| Recreational / sporting facilities | | | | | |
| Environmental / Ecological provision | | | | | |
| Local businesses / employment opportunities | | | | | |

6.0) - Please add any further comments you have concerning future development in Cockfield

Note the following maps are provided for information. The current planning built up area boundaries are indicated by the bold orange line around areas. Bold Blue lines represent conservation area boundaries



Cockfield - Windsor Green



scale 1:2500

© Crown copyright. All rights reserved.
Babergh District Council 100023274 2007

© OS Crown copyright
Babergh District Council
100023274 2007

© OS Crown copyright
Babergh District Council
100023274 2007

© OS Crown copyright
Babergh District Council
100023274 2007

© OS Crown copyright
Babergh District Council
100023274 2007

© OS Crown copyright
Babergh District Council
100023274 2007

© OS Crown copyright
Babergh District Council
100023274 2007

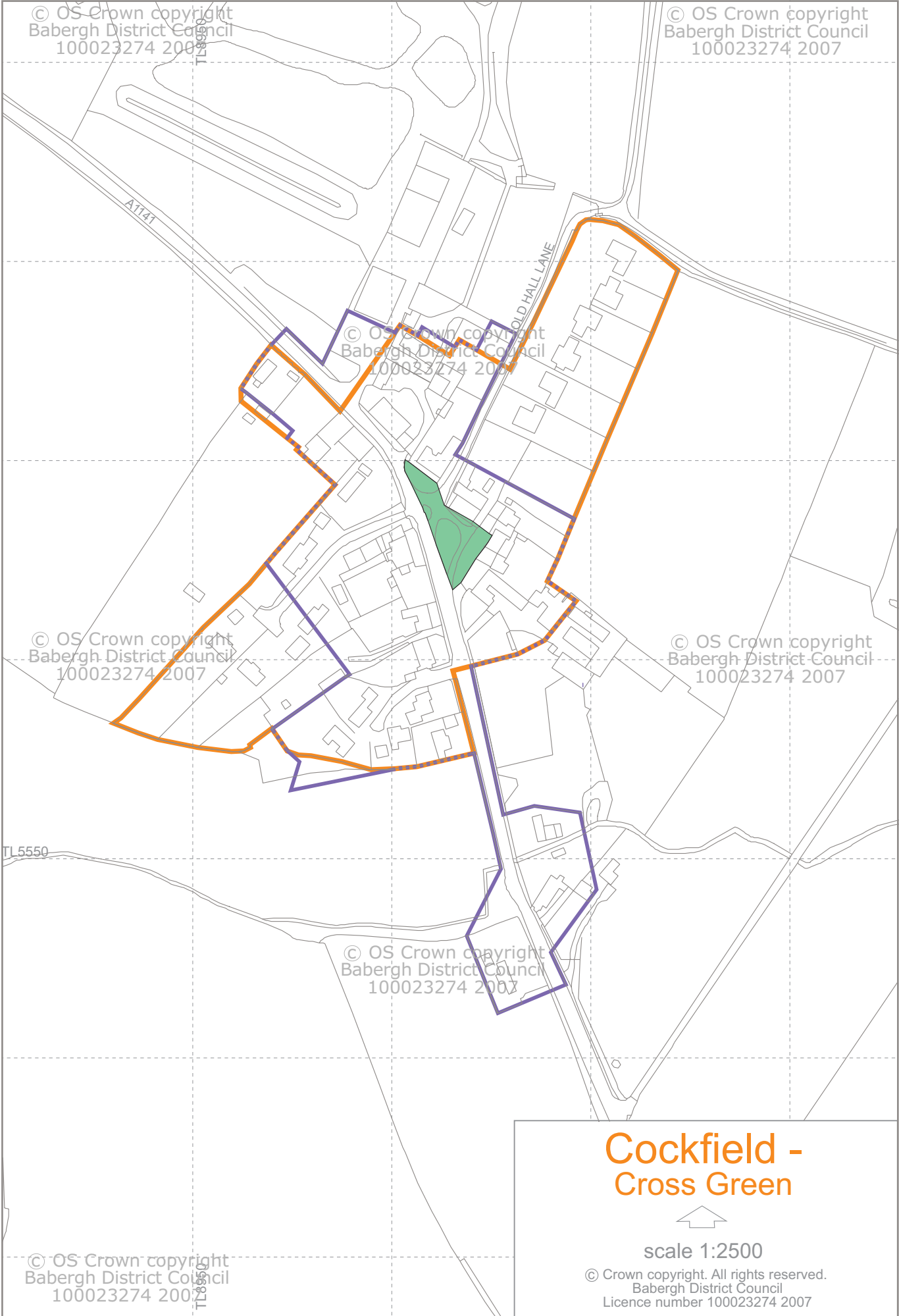
© OS Crown copyright
Babergh District Council
100023274 2007

Cockfield - Cross Green



scale 1:2500

© Crown copyright. All rights reserved.
Babergh District Council
Licence number 100023274 2007



© OS Crown copyright
Babergh District Council
100023274 2007

© OS Crown copyright
Babergh District Council
100023274 2007

© OS Crown copyright
Babergh District Council
100023274 2007

TL5600

TL5600

© OS Crown copyright
Babergh District Council
100023274 2007

© OS Crown copyright
Babergh District Council
100023274 2007

© OS Crown copyright
Babergh District Council
100023274 2007

TL5550

TL5550

© OS Crown copyright
Babergh District Council
100023274 2007

Cockfield - Great Green



scale 1:5000

© Crown copyright. All rights reserved.
Babergh District Council 100023274 2007

© OS Crown copyright
Babergh District Council
100023274 2007

© OS Crown copyright
Babergh District Council
100023274 2007

© OS Crown copyright
Babergh District Council
100023274 2007

© OS Crown copyright
Babergh District Council
100023274 2007

© OS Crown copyright
Babergh District Council
100023274 2007

© OS Crown copyright
Babergh District Council
100023274 2007

© OS Crown copyright
Babergh District Council
100023274 2007

Cockfield - Crowbrook/Mackenzie Place



scale 1:2500

© Crown copyright. All rights reserved.
Babergh District Council 100023274 2007